

# Walsall Job Vacancy Insight Report

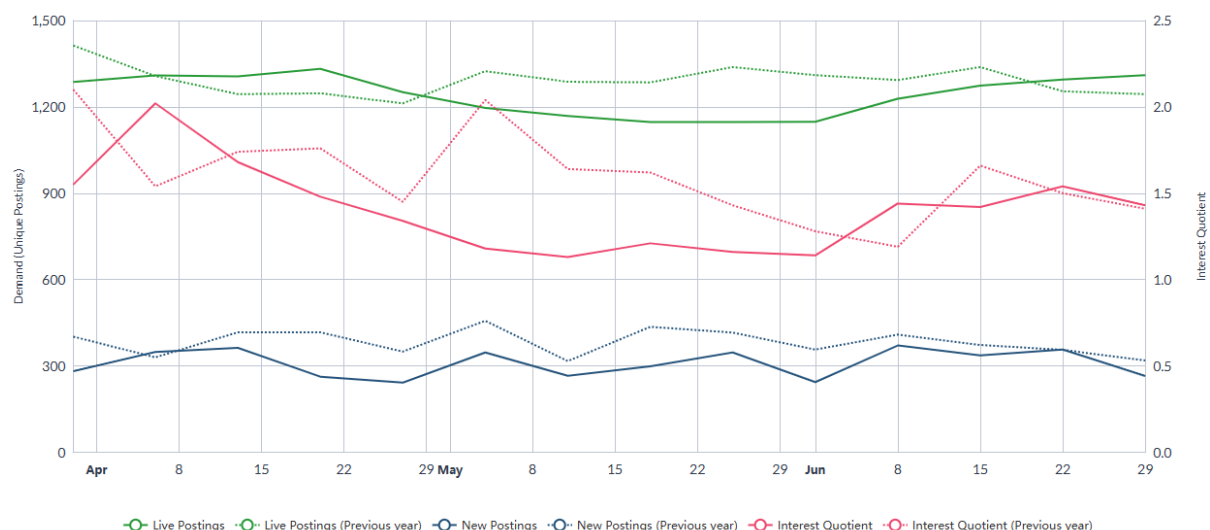
April 2025 to June 2025

## Current Job Posting Trends<sup>1</sup>

### Walsall Overview

- Between April to June 2025 (inclusive), there were 5,467 unique job adverts for roles recorded in Walsall. This number of postings is average compared to all local authority districts. Over the past year, this has decreased by 16.7%, compared to a decrease of 2.3% across the UK.
- During this period, there were 4,060 unique job postings. This number of postings is average compared to all local authority districts. Over the past year, this has decreased by 18.3%, compared to a decrease of 2.5% across the UK.

### Demand and Interest Trend:



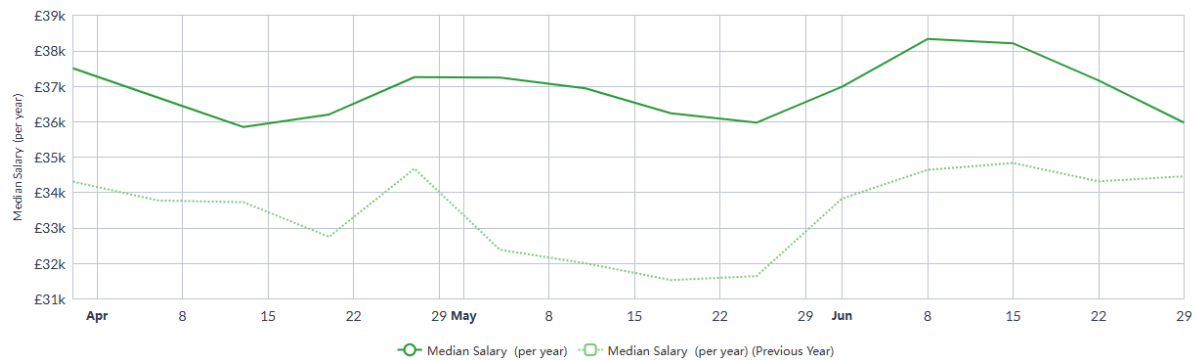
- Comparing the final week of the quarter with the same week at the start of the quarter, live postings have increased by 1.9% while new job postings decreased by 6.0%.
- More recent trends show an increase in demand as live postings increased by 14.1% in the last 30 days of job posting activity, new postings also increased by 8.6% showing a recovery in labour market demand following a decline at the start of the quarter.
- By comparing interest quotient and demand, we can identify where there are mismatches in talent/supply and demand. Interest Quotient is ranked high at 1.4.

<sup>1</sup> Source: All data derived from the Adzuna Analyst Tool (July 2025)

## Walsall Advertised Salary

- The advertised median salary for roles over this period in Walsall was £35,956 – up by 7.2% from the previous year but 1.0% less than the overall national median salary of £36,315.

### Salary Trend:



### Top Occupations

- The top posted occupations below account for 14.0% of all job postings in this quarter.
- Teachers are the most in demand occupations, receiving the highest number of postings in Walsall.
- Positions for Managers were the most in demand vacancies from the employee perspective, receiving the highest interest in terms of clicks and applicants.
- Science Teachers (Secondary School) have the highest location quotient and the highest salary.

### In-Demand Occupations:

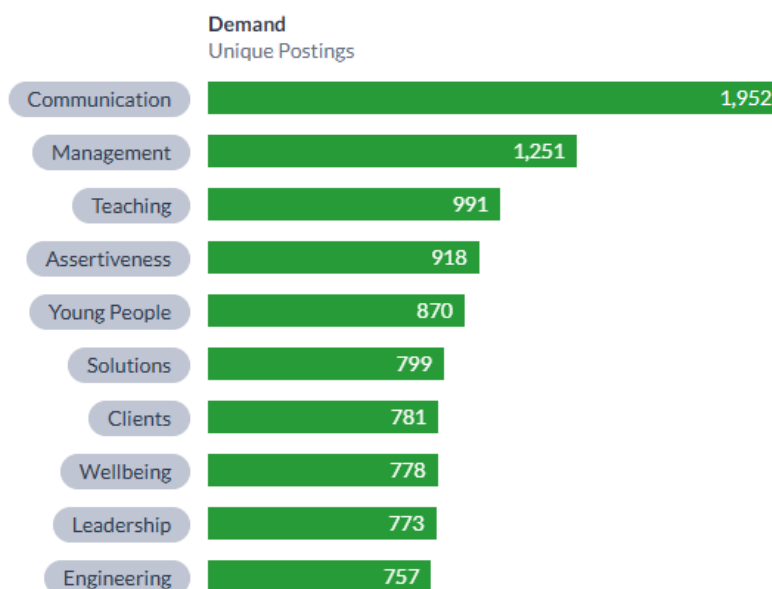
Occupation	Median Salary	Unique Postings	Location Quotient	Interest Quotient
Teacher	£40,430	117	2.72	1.02
Teaching Assistant	£24,560	99	1.95	7.85
Lorry Driver	£35,360	89	1.75	6.83
Manager	£32,323	79	0.93	9.05
Maintenance Engineer	£50,000	76	2.85	2.9
Primary School Teacher	£44,200	76	1	0.51
Science Teacher Secondary School	£50,700	75	2.86	1.37
Driver	£35,315	57	1.43	4.1
Accountant	£40,000	53	2.59	7.51
Sales Executive	£34,400	45	1.58	5.46

## Most In-Demand Skills

- Reflecting the most advertised occupations, the biggest skills gaps are around 'communication', 'management' and 'teaching'.

## In-Demand Skills:

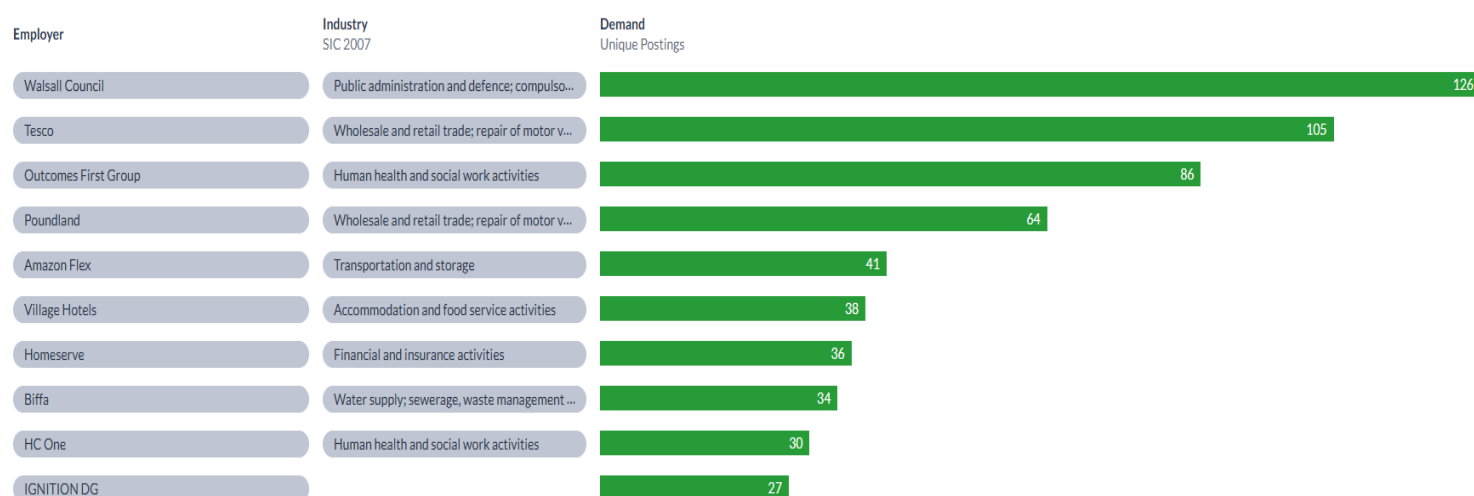
Skills most requested in postings in Walsall, 01/04/2025 - 30/06/2025



## Who's Hiring

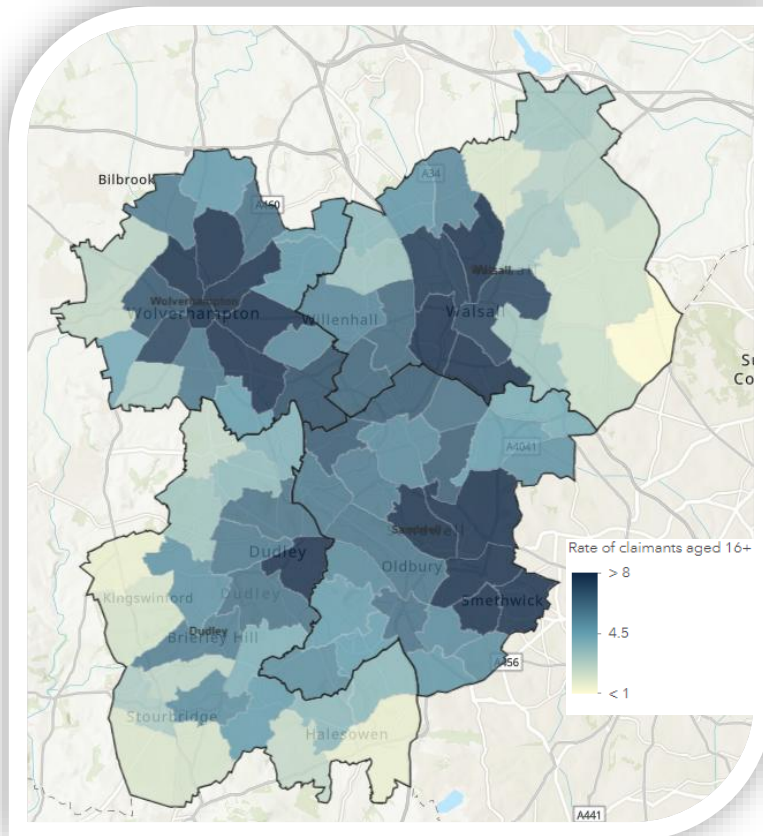
- Over the quarter Walsall Council logged the most job postings, followed Homeserve.

## Employers Hiring:



## Walsall Total Claimants<sup>2</sup>

- Walsall had 11,000 claimants aged 16 years and over in June 2025, an increase of 330 (+3.1%) claimants from the previous month. Compared to June 2024, claimants in Walsall increased by 800 (+7.8%).



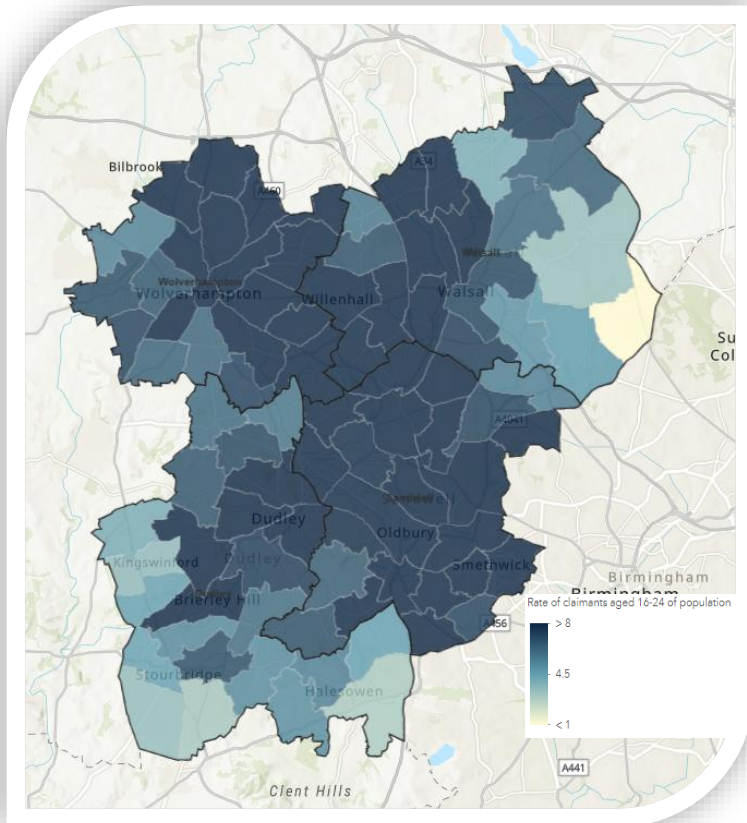
Walsall Wards	Number	Rate
Aldridge Central and South	230	2.0%
Aldridge North and Walsall Wood	220	2.1%
Bentley and Darlaston North	680	6.3%
Birchills Leamore	935	7.7%
Blakenall	920	7.7%
Bloxwich East	540	5.3%
Bloxwich West	535	4.8%
Brownhills	335	3.1%
Darlaston South	785	6.3%
Paddock	375	3.4%
Palfrey	1,085	8.5%
Pelsall	155	1.6%
Pheasey Park Farm	215	2.3%
Pleck	1,115	9.2%
Rushall-Shelfield	285	2.9%
St Matthew's	1,030	7.5%
Short Heath	310	3.3%
Streetly	130	1.1%
Willenhall North	365	3.6%
Willenhall South	750	5.6%

- Out of the 20 wards within Walsall, 14 were at or above the UK average of 3.1%.
- The wards with the highest number of claimants as a percentage of residents aged 16 years and over were Pleck at 9.2%, Palfrey at 8.5% and Blakenall at 7.7%.

<sup>2</sup> Office for National Statistics (ONS) / Department for Work and Pensions (DWP), claimant counts, released July 2025 (please note, figures are provisional).

## Walsall Youth Claimants

Walsall had 2,290 youth claimants in June 2025, an increase of 70 youth claimants (+3.2%) compared to the previous month. When compared to June 2024, the number of youth claimants increased by 205 (+9.8%).



Walsall Wards	Number	Rate
Aldridge Central and South	35	2.9%
Aldridge North and Walsall Wood	60	5.2%
Bentley and Darlaston North	125	7.9%
Birchills Leamore	215	12.0%
Blakenall	230	12.3%
Bloxwich East	155	11.5%
Bloxwich West	130	9.3%
Brownhills	90	7.0%
Darlaston South	155	8.2%
Paddock	75	5.3%
Palfrey	175	7.6%
Pelsall	35	3.6%
Pheasey Park Farm	45	4.2%
Pleck	205	10.1%
Rushall-Shelfield	75	6.7%
St Matthew's	175	7.6%
Short Heath	70	6.9%
Streetly	20	1.8%
Willenhall North	75	5.8%
Willenhall South	145	8.0%

- Challenges remain with youth claimants as 16 out of 20 wards in Walsall were above the UK average of 4.3% in June 2025.
- The wards with the highest number of claimants as a percentage of residents aged 16-24 were Blakenall at 12.3%, Birchills Leamore at 12.0% and Bloxwich East at 11.5%.